

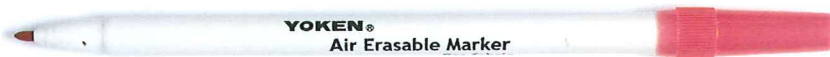
## FABRIC MARKER SERIES

*For garment*

### Air erasable markers

The colors disappear spontaneously.

YP-95P Basic model



Barrel diameter 9.0 mm  
Nib: polyester fiber fine tip  
Ink color : Pink

YP-95V Basic model



Barrel diameter 9.0 mm  
Nib: polyester fiber fine tip  
Ink color : Violet

YP-90P Ideal use for fine line drawing



Barrel diameter 9.0 mm  
Nib: Plastic extra fine tip  
Ink color : Pink

YP-90V Ideal use for fine line drawing



Barrel diameter 9.0 mm  
Nib: Plastic extra fine tip  
Ink color : Violet



### Eraser for Air erasable marker

ERASER



Barrel diameter 9.0 mm  
Nib: Polyester fiber brush tip  
Ink color : clear

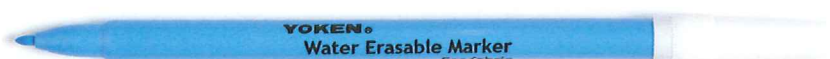
This marker is used for immediate erasing of the pink & violet ink. Just trace on the ink, shade once or twice and it will disappear.



### Water erasable markers

The colors will easily and quickly be erased by water.

YP-95B Basic model




Barrel diameter 9.0 mm  
Nib: polyester fiber fine tip  
Ink color : Light blue

YP-90B Ideal use for fine line drawing



Barrel diameter 9.0 mm  
Nib: Plastic extra fine tip  
Ink color : Light blue



# Twin-heads markers

Combination type

TW10-VP Pink ink & Violet ink



Barrel diameter 9.5 mm  
Nib: polyester fiber fine tip  
Ink color : Violet & Pink

TW10-PE Pink ink & Eraser



Barrel diameter 9.5 mm  
Nib: polyester fiber fine tip  
Ink color : pink & Eraser

TW10-VE Violet ink & Eraser



Barrel diameter 9.5 mm  
Nib: polyester fiber fine tip  
Ink color : Violet & Eraser

TW10-BE Light blue ink & Eraser



Barrel diameter 9.5 mm  
Nib: polyester fiber fine tip  
Ink color : Light blue & Eraser

## Ink character

Ink color	disappear spontaneously	Water	Eraser
Pink	1 ~ 3 days	○	◎
Violet	2 ~ 10 days	○	◎
Light Blue	✕	◎	✕

Remark : Those data are based on our laboratory test under the specific condition.

### < NOTICE >

The speed of disappearing the ink color is depending on material, humidity and condition of temperature.

Test those markers on the waste piece from cutting cloth before actual using.